

SPOT



Dog



DINGO

Sock

Puppets



BLACKY

What You Need



Socks



Scissors



Felt



Decorations
such as google eyes
or pom poms
- these can also be
made out of felt



Glue or
Needle and
Thread



Get
all the things
you need
together
If you don't have felt:
use other socks or
old clothes



SPOT

1. Cut out the ears from the felt



2. Cut out any other decorations (teeth, tongue, eyes, or colour patches) or use google eyes etc.

3. Put all the pieces in their places on the sock to check you have everything



4. Put the sock on and mark where the pieces will go

5. Glue or sew them on!



Template for Spot



EYE PATCH




TONGUE



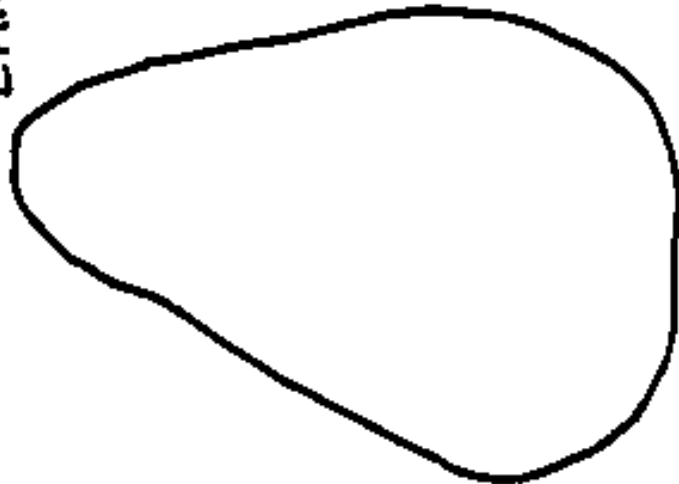
NOSE



EYES



EARS



BLACKY



1. Cut out the ears from the felt



2. Cut out any other decorations (teeth, eyes, nose), or use google eyes etc

3. Put all the pieces in their places on the sock to check you have everything



4. Put the sock on and mark where the pieces will go

5. Glue or sew them on!

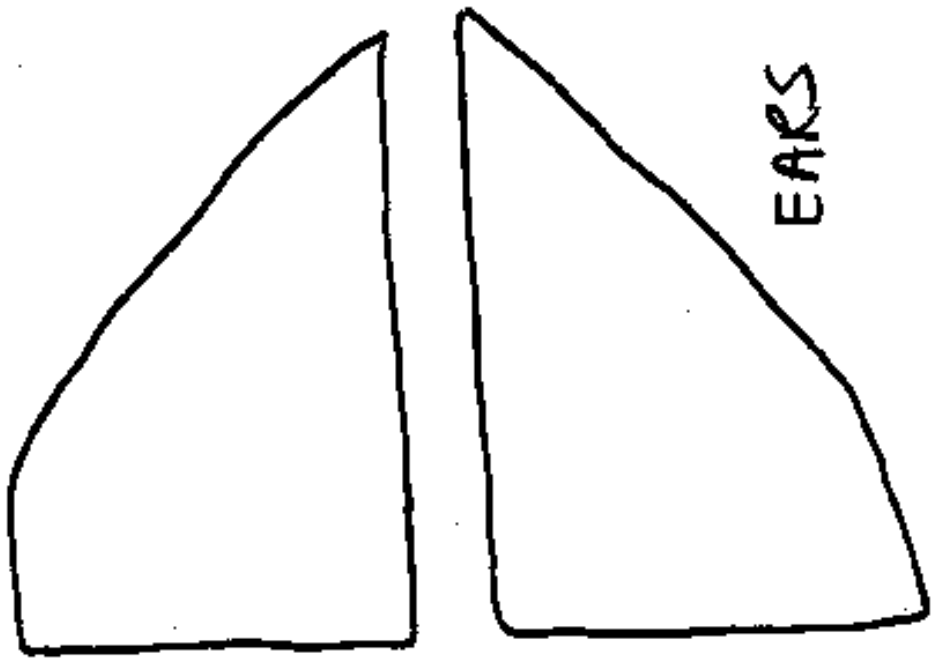


Template for Blacky


NOSE



EYES



EARS



TEETH



DINGO



1. Cut out the ears from the felt



2. Cut out any other decorations (bone, teeth, tongue, or eyes) or use google eyes, etc.

3. Put all the pieces in their places on the sock to check you have everything

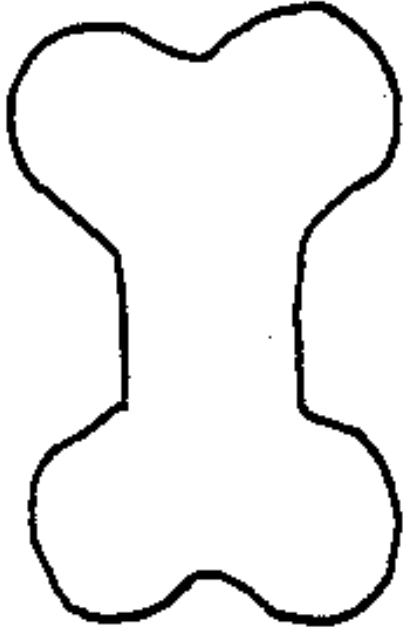


4. Put the sock on and mark where the pieces will go

5. Glue or sew them on!



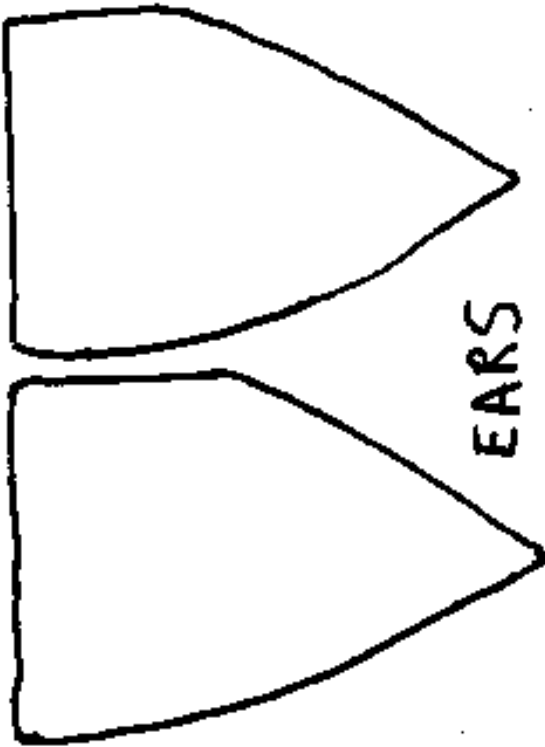
Template for Dingo



BONE



EYES



EARS



NOSE





More things to do:

- Cut out the pictures for each puppet
- Mix them up
- Sort them back into the set of pictures for each puppet
- Then put them back in the right order for how to make each puppet
- Write your own set of instructions for the pictures
- Act out a story with you and your friends' puppets.