

Who's the Sick Tick?

This lesson plan is for school years 2 to 4 and aims to share the knowledge of the ease of transmission of ticks, and consequently the disease Ehrlichiosis. The download includes teacher's instructions, tick template, and dog and tick pictures.

Resource Categories	Dog; Game
Suitable Age Level	Year Two to Year Four
Desired Understandings	Students will understand the transmission of tick parasites between dogs and to people. It highlights the necessity to give medicine to prevent tick diseases.
Resources Required	Tick Templates (supplied) Envelopes Tick cards (supplied) Laminator/laminator sheets Scissors String Dog pictures (supplied) Tick medication pictures or empty boxes
Additional AMRRIC resources to support lesson content	Pick that Tick Good One/ Sick One Who's the Sick Tick

Lesson Plan: Who's the Sick Tick?

Introduction

- Introduce the topic of ticks on dogs. Ask who has a dog and allow students to share a few stories. Ask if any of the students' dogs have ticks on them. For example, who has a dog? Who has seen ticks or bugs on their dogs?
- Explain that ticks carry disease and sickness in them and can make dogs very sick, so it is important to give our dogs medicine

Game

- Show a few pictures of dogs with ticks on them
- Ask students who has seen a dog like this?
- Explain that ticks can make our dogs very sick, especially a new disease (Ehrlichiosis) which is making dogs have cloudy eyes (show picture), skinny (show picture), not interested in food, and is passed by ticks (show picture)
- Ticks can also live in our house and bite us and all our dogs, so this is why it is so important to give our dogs medicine, to keep us and them happy and healthy (show pictures of preventatives)
- Do you know how easy it is for ticks to spread between dogs and people? Let's find out!
- Stand students up in classroom to play the game
- To set up
 - Separate class into two groups. The 'dogs' and the 'people'
 - Each 'dog' gives themselves a name
 - Give each 'dog' a sealed envelope with a card inside. Two of the cards will have a tick on them (one with the new disease, represented by pink dots), the others will be blank
- Instructions for game
 - When teacher says 'go!' students must run around and introduce themselves to one another
 - After 10 seconds, the teacher says 'stop!' and students must freeze
 - Teacher then gets each 'dog' student to reveal their cards
 - Then ask 'who met (insert dog name of students who have tick cards)?'

- Anyone who puts their hand up or says they met that dog, gets a tick hung around their neck. You all have ticks! Some students will have Ehrlichiosis tick (pink) and others not
- Game is repeated, switching 'people' and 'dog' groups and cards around
- By end of the game, most students will have a tick hanging around their neck
- At the end of the game, discuss how easy it was to get ticks, because we do not always know that a person or dog has had ticks, and we don't know which ones are sick or not
- It only takes one tick to pass the tick sickness...and look how many of you got ticks!
- Reiterate the importance of buying medicine for our dogs to prevent tick sickness
- Show sample preventatives
- No ticks on our dogs means no ticks on us and no tick sickness for our dogs. Happy and healthy dogs mean we are also happy and healthy.



Appendix A

Tick Templates

Prep Instructions

- Cut out multiple ticks (both with and without pink dots, enough for whole class)
- Laminate them
- Poke holes through top and tie string through holes (so that it can be hung around students' necks)
- Note – the pink dots indicate ticks that are carrying the tick sickness, Ehrlichiosis






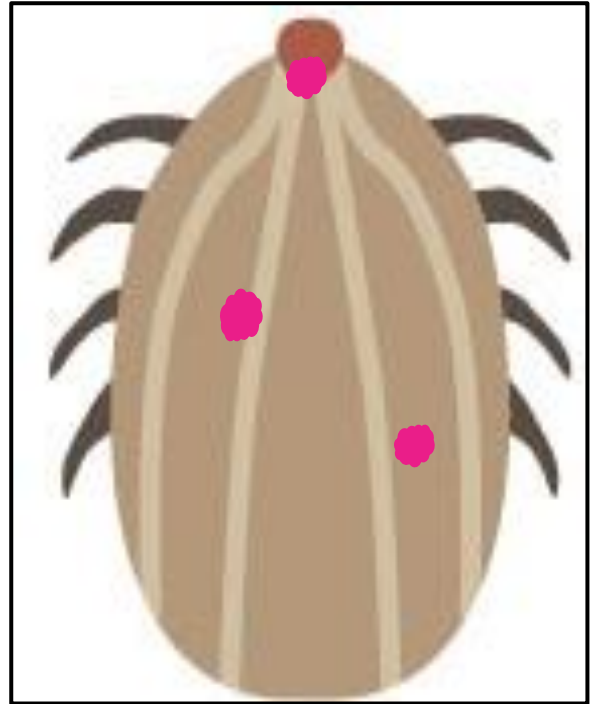



Appendix B

Tick Card Templates

Prep Instructions

- Cut out multiple cards (both ticks and blank cards)
- Laminate them
- Place into envelopes to hand out to students as part of the game
- Note – the pink dots indicate ticks that are carrying the tick sickness, Ehrlichiosis



Appendix C

Tick Pictures on Dogs

Prep Instructions

- Cut out pictures
- Laminate them






Together we learn, grow and empower. Healthy Animals, Healthy Communities



Appendix D

Pictures

Skinny dog





Cloudy Eyes

